

Signify Classified - Internal
Cooper Lighting Solutions Photometric Lab
1121 Highway 74 South
Peachtree City, GA 30269



Scaled data based on original data using
LM-79-08 Approved Method: Electrical and Photometric Measurements of Solid-
State Lighting Products

Test Report Prepared for
Cooper Lighting Solutions
(formerly Eaton)

Brand: STREETWORKS

Report Number: P868008

Luminaire Tested: **MEM2-HSN-SA-150-730-U-T2U-HSS**

Issue Date: 08/21/2024



Test Information

Test Method: LM-79-08
Report Number: P868008
Test Lab: INNOVATION CENTER(G3)
Issue Date: 08/21/2024
Manufacturer: COOPER LIGHTING SOLUTIONS (FORMERLY EATON)
Product Line: STREETWORKS
Catalog Number: MEM2-HSN-SA-150-730-U-T2U-HSS
Description: EPIC MODERN SHORT HOUSING DISCRETE LED ARRAYS 150W 70CRI 3000K
FITXURE w/ TYPE II URBAN DISTRIBUTION OPTIC AND HOUSE SIDE SHIELD
Light Source: (30) 3000K CCT, 70 CRI LEDS
Ballast/Driver: ELECTRONIC DRIVER

Summary

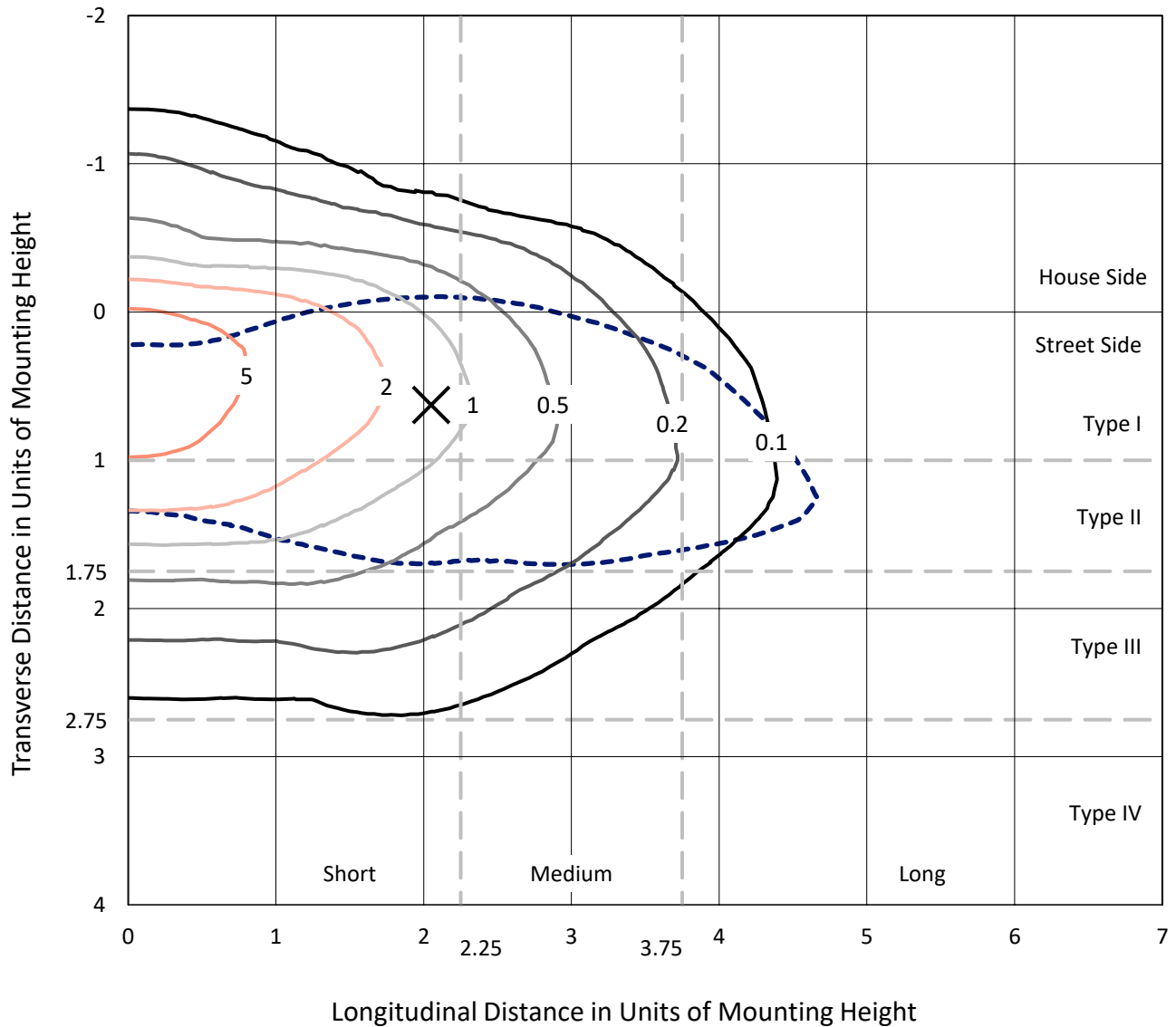
Lumens per Lamp: N/A
Luminaire Lumens: 12191.8 lumens
Efficiency: N/A
Efficacy: 91.0 lumens/watt
Luminous Opening: Rectangular (W 1' x L: 0.33' x H: 0')
IES Classification: Type II - Short
BUG Rating: B2 - U0 - G2

Input Watts (W): 134
Input Voltage (V): 120
Input Current (A_{in}): NR
Voltage Rise (V): NR
Power Factor: 0.99
Total Harmonic Distortion (THDi): 6.70%
Frequency (hertz): 60
Stabilization Time: NR
Operation Time: NR
Ambient Temperature (°C): NR
Test Distance: 24 FT

REPORT NUMBER: P868008
 CATALOG NUMBER: MEM2-HSN-SA-150-730-U-T2U-HSS

Iso-Footcandle Lines of Horizontal Illumination

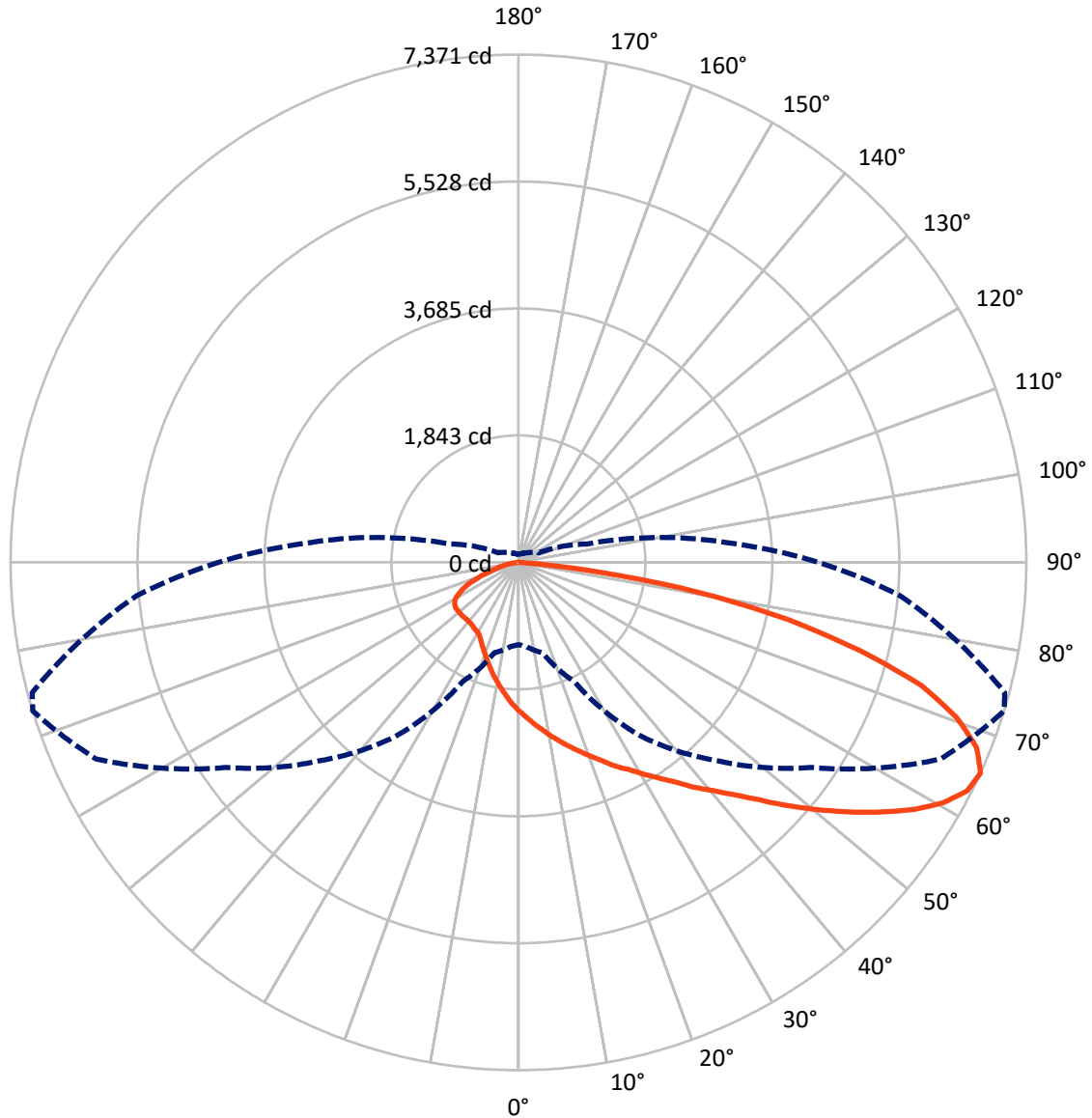
× Max cd
 - - - 1/2 Max cd



Based on 20 foot mounting height. Maximum calculated value = 8.7 fc
 Type II - Short - N/A

REPORT NUMBER: P868008
CATALOG NUMBER: MEM2-HSN-SA-150-730-U-T2U-HSS

Luminous Intensity Polar Plot



— Vertical Plane Through 73-Deg Lateral - - - Horizontal Cone Through 65-Deg Vertical

REPORT NUMBER: P868008

CATALOG NUMBER: MEM2-HSN-SA-150-730-U-T2U-HSS

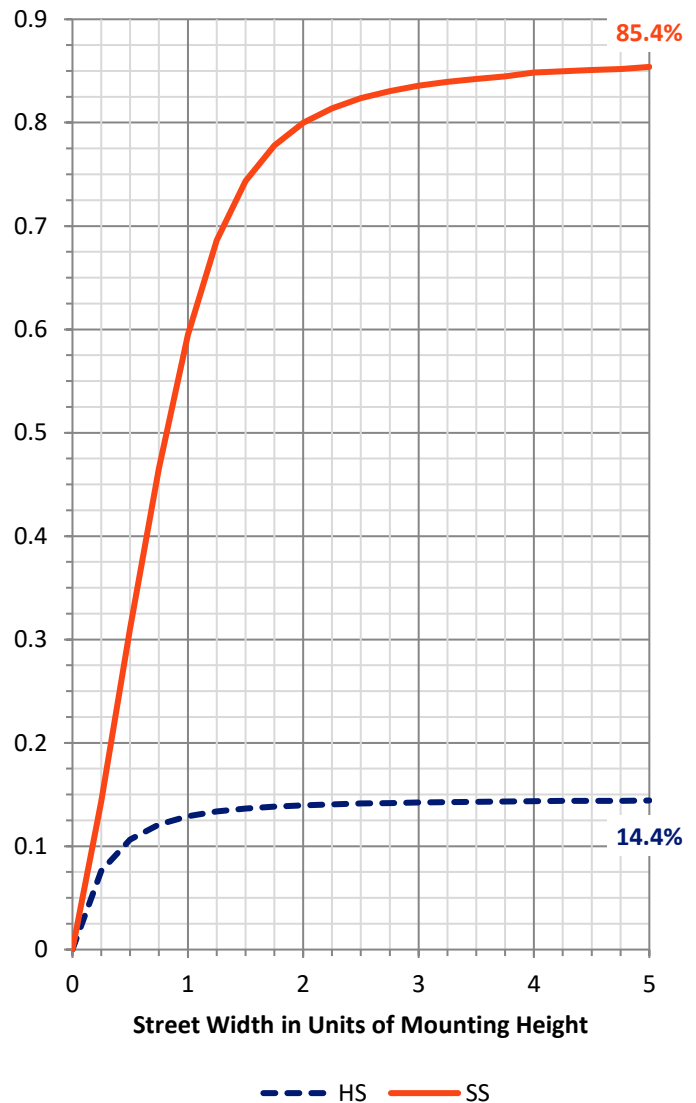
FLUX DISTRIBUTION:

		Downward	Upward	Total
House Side	Lumens	1772.9	0.0	1772.9
	% Fixture	14.5	0.0	14.5
Street Side	Lumens	10418.9	0.0	10418.9
	% Fixture	85.5	0.0	85.5
Total	Lumens	12191.8	0.0	12191.8
	% Fixture	100.0	0.0	100.0

Coefficient of Utilization

ZONAL LUMENS:

Zone	Lumens	% Fixture
0°-10°	208.8	1.7
10°-20°	634.5	5.2
20°-30°	1062.6	8.7
30°-40°	1602.9	13.1
40°-50°	2264.9	18.6
50°-60°	2548.5	20.9
60°-70°	2285.3	18.7
70°-80°	1389.9	11.4
80°-90°	194.5	1.6
90°-100°	0.0	0.0
100°-110°	0.0	0.0
110°-120°	0.0	0.0
120°-130°	0.0	0.0
130°-140°	0.0	0.0
140°-150°	0.0	0.0
150°-160°	0.0	0.0
160°-170°	0.0	0.0
170°-180°	0.0	0.0
0°-90°	12191.8	100.0
0°-180°	12191.8	100.0



REPORT NUMBER: P868008

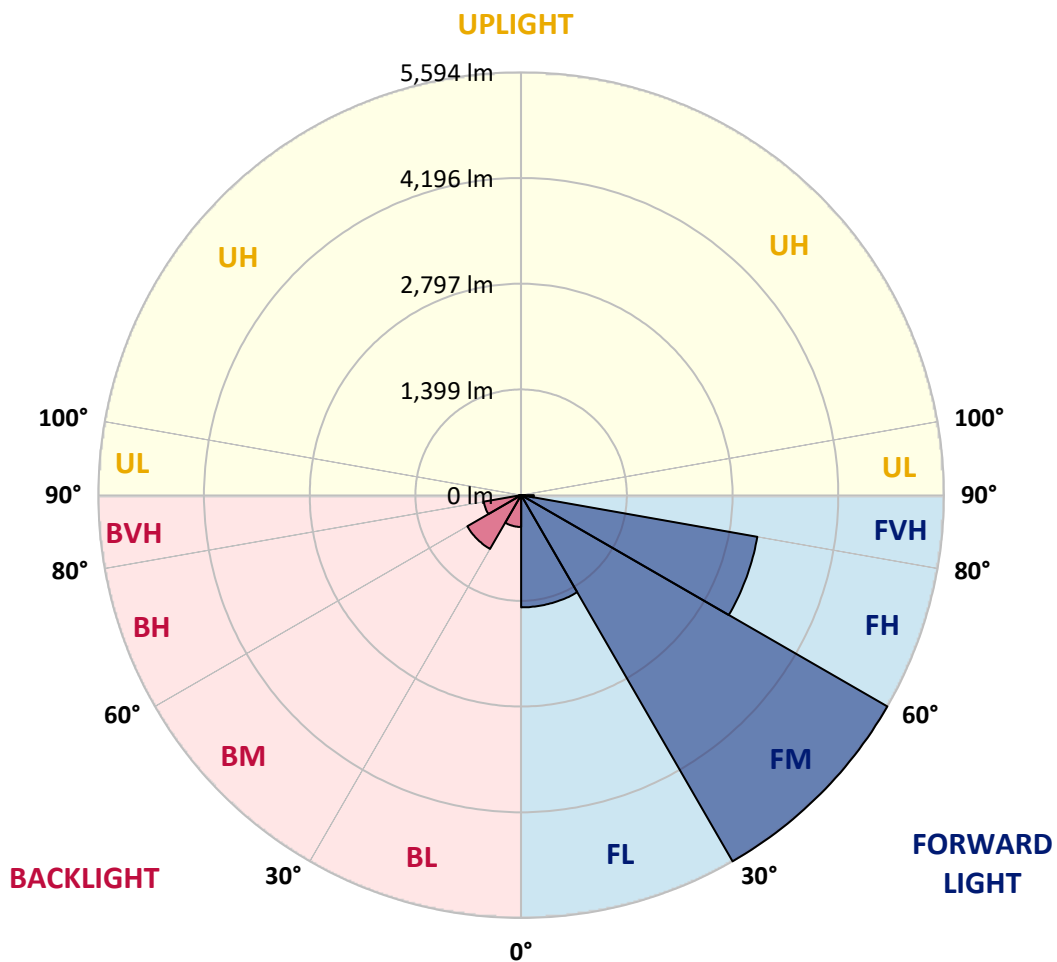
CATALOG NUMBER: MEM2-HSN-SA-150-730-U-T2U-HSS

LUMINAIRE CLASSIFICATION SYSTEM LUMEN TABLE AND BUG RATING:

Zone	Lumens	% Fixture	Zone Rating/Lumen Limit		
			B	U	G
FL (0°-30°)	1484.7	12.2			
FM (30°-60°)	5594.1	45.9			
FH (60°-80°)	3173.0	26.0			G2/5000
FVH (80°-90°)	167.1	1.4			G2/225
BL (0°-30°)	421.2	3.5	B1/500		
BM (30°-60°)	822.1	6.7	B1/1000		
BH (60°-80°)	502.2	4.1	B2/1000		G2/1000
BVH (80°-90°)	27.4	0.2			G1/100
UL (90°-100°)	0.0	0.0		U0/0	
UH (100°-180°)	0.0	0.0		U0/0	

BUG Rating: B2-U0-G2

Type II Short





REPORT NUMBER: P868008

CATALOG NUMBER: MEM2-HSN-SA-150-730-U-T2U-HSS

CANDELA DISTRIBUTION (FULL):

	0°	5°	15°	25°	35°	45°	55°	65°	73°	75°	85°
0°	2162.8	2162.8	2162.8	2162.8	2162.8	2162.8	2162.8	2162.8	2162.8	2162.8	2162.8
2.5°	2496.4	2482.1	2460.6	2442.6	2410.3	2367.3	2331.4	2284.8	2252.5	2241.8	2195.1
5°	2858.7	2840.8	2815.6	2772.6	2686.5	2636.3	2543.1	2435.4	2349.4	2331.4	2223.8
7.5°	3231.7	3224.5	3167.2	3102.6	2998.6	2887.4	2743.9	2575.3	2449.8	2421.1	2256.1
10°	3547.4	3515.1	3482.8	3421.8	3310.6	3152.8	2966.3	2733.2	2557.4	2510.8	2288.4
12.5°	3737.5	3726.7	3698.0	3626.3	3518.7	3382.4	3160.0	2887.4	2661.4	2596.9	2320.7
15°	3877.3	3888.1	3859.4	3812.8	3701.6	3572.5	3357.3	3048.8	2772.6	2697.3	2356.5
17.5°	4010.1	4002.9	3999.3	3945.5	3845.1	3715.9	3497.1	3181.5	2883.8	2801.3	2392.4
20°	4085.4	4089.0	4081.8	4060.3	3963.4	3837.9	3633.4	3339.3	3005.8	2912.5	2439.0
22.5°	4124.8	4139.2	4153.5	4149.9	4071.0	3974.2	3762.6	3464.9	3131.3	3034.4	2496.4
25°	4149.9	4160.7	4193.0	4236.0	4164.3	4085.4	3906.0	3615.5	3278.3	3167.2	2564.6
27.5°	4171.5	4185.8	4225.3	4289.8	4232.4	4185.8	4031.6	3744.6	3403.9	3303.5	2643.5
30°	4311.4	4329.3	4329.3	4361.6	4297.0	4286.2	4171.5	3898.9	3561.7	3454.1	2743.9
32.5°	4680.8	4644.9	4580.4	4548.1	4393.8	4397.4	4307.8	4053.1	3730.3	3622.7	2869.5
35°	5000.0	5000.0	4921.1	4817.1	4569.6	4519.4	4465.6	4257.5	3913.2	3809.2	3034.4
37.5°	5308.5	5312.1	5229.6	5139.9	4856.5	4677.2	4648.5	4454.8	4139.2	4017.2	3206.6
40°	5502.2	5523.7	5502.2	5434.0	5161.4	4953.4	4827.9	4677.2	4354.4	4261.1	3403.9
42.5°	5534.5	5577.5	5656.4	5677.9	5383.8	5200.9	5057.4	4906.8	4612.6	4508.6	3629.9
45°	5452.0	5466.3	5642.1	5667.2	5548.8	5398.2	5301.3	5175.8	4921.1	4831.4	3880.9
47.5°	5226.0	5197.3	5258.3	5477.1	5523.7	5516.5	5541.6	5480.7	5279.8	5165.0	4157.1
50°	4741.8	4752.5	4949.8	5215.2	5376.6	5559.6	5721.0	5789.1	5642.1	5527.3	4454.8
52.5°	3859.4	3909.6	4286.2	4913.9	5193.7	5530.9	5850.1	6079.7	6018.7	5907.5	4748.9
55°	3170.7	3246.1	3622.7	4429.7	4942.6	5391.0	5925.4	6384.5	6395.3	6309.2	5018.0
57.5°	2482.1	2543.1	2941.2	3680.1	4583.9	5172.2	5936.2	6646.4	6768.3	6667.9	5254.7
60°	1944.1	1987.1	2220.2	3066.7	4142.8	4860.1	5857.3	6854.4	7084.0	7008.6	5459.1
62.5°	1474.2	1506.5	1714.5	2424.7	3601.2	4494.3	5591.8	6929.7	7306.3	7234.6	5573.9
65°	1194.4	1223.1	1359.4	1904.6	3066.7	4071.0	5190.1	6757.6	7370.9	7306.3	5559.6
67.5°	975.6	986.4	1097.6	1484.9	2593.3	3594.0	4601.9	6309.2	7173.6	7170.0	5394.6
70°	789.1	817.8	911.1	1183.6	2155.7	3045.2	3916.8	5606.2	6746.8	6782.7	5064.6
72.5°	670.7	677.9	760.4	979.2	1757.5	2471.3	3242.5	4795.6	6119.1	6147.8	4548.1
75°	566.7	577.5	638.5	792.7	1427.6	1962.0	2607.6	3873.8	5122.0	5243.9	3830.7
77.5°	487.8	491.4	534.4	652.8	1015.1	1474.2	1911.8	2905.3	4010.1	4096.1	3009.3
80°	383.8	391.0	437.6	516.5	706.6	957.7	1319.9	1987.1	2679.4	2776.2	2083.9
82.5°	179.3	200.9	211.6	283.4	369.4	473.5	624.1	828.6	1212.3	1208.8	972.0
85°	17.9	14.3	14.3	21.5	32.3	32.3	39.5	46.6	93.3	111.2	86.1
87.5°	0.0	0.0	0.0	3.6	7.2	7.2	7.2	10.8	10.8	10.8	10.8
90°	0.0	0.0	0.0	0.0	0.0	0.0	0.0	0.0	0.0	0.0	0.0



REPORT NUMBER: P868008

CATALOG NUMBER: MEM2-HSN-SA-150-730-U-T2U-HSS

CANDELA DISTRIBUTION (continued):

	90°	95°	105°	115°	125°	135°	145°	155°	165°	175°	180°
0°	2162.8	2162.8	2162.8	2162.8	2162.8	2162.8	2162.8	2162.8	2162.8	2162.8	2162.8
2.5°	2173.6	2141.3	2083.9	2030.1	1994.3	1965.6	1918.9	1890.3	1868.7	1840.0	1836.4
5°	2166.4	2109.0	1994.3	1897.4	1804.2	1725.3	1642.8	1592.5	1538.7	1513.6	1535.2
7.5°	2173.6	2080.4	1901.0	1754.0	1614.1	1488.5	1380.9	1312.8	1262.6	1237.5	1241.0
10°	2177.2	2055.2	1822.1	1617.7	1438.3	1291.3	1169.3	1076.0	1015.1	1000.7	982.8
12.5°	2170.0	2023.0	1743.2	1484.9	1269.7	1108.3	964.9	893.1	832.1	803.4	803.4
15°	2177.2	1997.9	1660.7	1363.0	1119.1	932.6	810.6	731.7	695.8	670.7	674.3
17.5°	2177.2	1976.3	1581.8	1244.6	972.0	799.9	688.7	624.1	588.2	573.9	570.3
20°	2202.3	1958.4	1506.5	1133.4	842.9	681.5	591.8	541.6	512.9	498.6	491.4
22.5°	2220.2	1944.1	1438.3	1025.8	735.3	595.4	520.1	473.5	451.9	444.8	444.8
25°	2252.5	1940.5	1377.3	921.8	649.2	530.8	462.7	426.8	408.9	401.7	401.7
27.5°	2299.1	1947.6	1319.9	832.1	584.7	466.3	416.1	387.4	376.6	373.0	369.4
30°	2367.3	1979.9	1284.1	764.0	523.7	426.8	380.2	362.3	355.1	351.5	351.5
32.5°	2457.0	2037.3	1269.7	728.1	487.8	394.5	355.1	340.7	333.6	333.6	330.0
35°	2568.2	2101.9	1259.0	695.8	462.7	373.0	337.2	322.8	319.2	319.2	319.2
37.5°	2700.9	2170.0	1241.0	674.3	448.4	355.1	322.8	308.5	308.5	308.5	308.5
40°	2847.9	2270.5	1237.5	660.0	437.6	344.3	308.5	294.1	294.1	294.1	294.1
42.5°	3012.9	2378.1	1233.9	649.2	430.4	337.2	294.1	279.8	279.8	279.8	279.8
45°	3213.8	2514.4	1241.0	642.0	430.4	330.0	283.4	265.4	261.8	261.8	261.8
47.5°	3411.1	2643.5	1248.2	634.9	423.2	319.2	269.0	251.1	247.5	243.9	243.9
50°	3622.7	2776.2	1248.2	627.7	416.1	308.5	258.3	233.1	229.6	226.0	226.0
52.5°	3830.7	2887.4	1251.8	616.9	398.1	290.5	240.3	218.8	211.6	208.0	204.4
55°	4031.6	3005.8	1255.4	599.0	376.6	272.6	229.6	204.4	193.7	186.5	186.5
57.5°	4182.2	3102.6	1237.5	563.1	347.9	254.7	211.6	186.5	172.2	165.0	165.0
60°	4325.7	3163.6	1205.2	509.3	319.2	236.7	197.3	168.6	154.2	147.1	147.1
62.5°	4383.1	3174.3	1129.8	416.1	283.4	218.8	179.3	154.2	143.5	139.9	139.9
65°	4350.8	3127.7	1029.4	330.0	251.1	197.3	165.0	143.5	129.1	118.4	118.4
67.5°	4175.1	2966.3	893.1	261.8	218.8	179.3	150.6	129.1	114.8	104.0	104.0
70°	3841.5	2708.0	695.8	208.0	190.1	157.8	136.3	118.4	104.0	93.3	93.3
72.5°	3350.1	2349.4	505.7	175.8	165.0	139.9	122.0	107.6	93.3	86.1	86.1
75°	2761.8	1811.3	358.7	150.6	147.1	125.5	111.2	96.8	86.1	78.9	78.9
77.5°	2073.2	1262.6	279.8	132.7	129.1	114.8	100.4	89.7	78.9	75.3	71.7
80°	1380.9	781.9	211.6	100.4	96.8	89.7	82.5	75.3	64.6	57.4	57.4
82.5°	616.9	330.0	107.6	57.4	50.2	43.0	35.9	25.1	25.1	21.5	21.5
85°	64.6	43.0	21.5	14.3	14.3	10.8	10.8	10.8	7.2	7.2	7.2
87.5°	10.8	10.8	7.2	7.2	7.2	3.6	3.6	3.6	3.6	3.6	3.6
90°	0.0	0.0	0.0	0.0	0.0	0.0	0.0	0.0	0.0	0.0	0.0

LM-79-2019: Approved Method: Electrical and Photometric Measurements of Solid-
State Lighting Products

Report Prepared for

Cooper Lighting Solutions

Streetworks

Report Number: SP1-2407-157-4

Test Date: 08/07/2024

Luminaire Tested: MEM2-HTN-SA-40-730-U-5WQ-2

Data in this report applies to families of products including MEM2-HTN-SA-40-730-U-5WQ-2

Test Information

Test Method: LM-79-2019
 Report Number: SP1-2407-157-4
 Test Lab: COOPER LIGHTING SOLUTIONS
 Photometer: SP1 - 76IN SPHERE
 Measurement Geometry: 4π
 Issue Date: 08/20/2024
 Manufacturer: COOPER LIGHTING SOLUTIONS
 Product Line: Streetworks
 Catalog Number: **MEM2-HTN-SA-40-730-U-5WQ-2**
 Description: Epic Modern Light Square 40W 5WQ Optic and Flare Trim

Spectral Parameters

CCT (K): 3057
 CIE u': 0.2487
 CIE v': 0.5199
 Duv: -0.0002
 CIE x: 0.4326
 CIE y: 0.4020
 CIE z: 0.1654
 Peak Wavelength (nm): 593
 Dominant Wavelength (nm): 582
 Purity: 50.50735
 Rf: 74.6
 Rg: 94

CRI (Ra):	71.7		
R1:	68.1	R9:	-34.8
R2:	82.0	R10:	58.5
R3:	93.5	R11:	62.5
R4:	67.5	R12:	47.5
R5:	67.2	R13:	70.7
R6:	74.9	R14:	96.4
R7:	77.4	R15:	60.0
R8:	43.1		



Test Conditions

Stabilization Time: 21M
 Operation Time: 1H 21M
 Sphere Temperature (°C): 24.2

REPORT NUMBER: SP1-2407-157-4

Measurement and Test Equipment			
Instrument	Identification Number	Calibration Date	Calibration Due Date
Photometer	IN0058	6/18/2024	12/18/2024
Power Meter	INXT2011004	2/8/2024	2/8/2025
AC Power Source	IN0063	10/24/2023	10/24/2024
DC Power Source	IN0208	10/24/2023	10/24/2024
Sphere Thermometer	IN0085	10/24/2023	10/24/2024
Room Thermometer	IN0046	10/24/2023	10/24/2024

REPORT NUMBER: SP1-2407-157-4

CIE 1931 Chromaticity Diagram



CIE 1931 Chromaticity Diagram with 2017 ANSI 7-Step and 4-Step Quadrangles



Point lies inside the ANSI 3000K 4-step quadrangle

REPORT NUMBER: SP1-2407-157-4

Photopic Flux vs. Wavelength



Photopic Lumens: NR

λ (nm)	Power W [^] /nm	Lumens (ϕ /nm)	λ (nm)	Power W [^] /nm	Lumens (ϕ /nm)	λ (nm)	Power W [^] /nm	Lumens (ϕ /nm)	λ (nm)	Power W [^] /nm	Lumens (ϕ /nm)	λ (nm)	Power W [^] /nm	Lumens (ϕ /nm)
360	0	NR	490	104	NR	620	818	NR	750	20	NR	880	1	NR
365	0	NR	495	135	NR	625	755	NR	755	17	NR	885	0	NR
370	0	NR	500	184	NR	630	691	NR	760	15	NR	890	0	NR
375	0	NR	505	247	NR	635	625	NR	765	13	NR	895	0	NR
380	0	NR	510	309	NR	640	561	NR	770	11	NR	900	0	NR
385	0	NR	515	369	NR	645	499	NR	775	9	NR	905	0	NR
390	0	NR	520	419	NR	650	441	NR	780	8	NR	910	0	NR
395	0	NR	525	460	NR	655	388	NR	785	7	NR	915	0	NR
400	1	NR	530	492	NR	660	338	NR	790	6	NR	920	0	NR
405	3	NR	535	524	NR	665	294	NR	795	5	NR	925	0	NR
410	7	NR	540	553	NR	670	253	NR	800	4	NR	930	0	NR
415	15	NR	545	588	NR	675	218	NR	805	4	NR	935	0	NR
420	31	NR	550	625	NR	680	188	NR	810	3	NR	940	0	NR
425	60	NR	555	670	NR	685	161	NR	815	3	NR	945	0	NR
430	107	NR	560	723	NR	690	139	NR	820	3	NR	950	0	NR
435	183	NR	565	780	NR	695	118	NR	825	2	NR	955	0	NR
440	289	NR	570	837	NR	700	100	NR	830	2	NR	960	0	NR
445	460	NR	575	894	NR	705	85	NR	835	2	NR	965	0	NR
450	646	NR	580	942	NR	710	73	NR	840	1	NR	970	0	NR
455	561	NR	585	976	NR	715	62	NR	845	1	NR	975	0	NR
460	331	NR	590	998	NR	720	53	NR	850	1	NR	980	0	NR
465	238	NR	595	1000	NR	725	45	NR	855	1	NR	985	0	NR
470	178	NR	600	990	NR	730	39	NR	860	1	NR	990	0	NR
475	120	NR	605	962	NR	735	33	NR	865	1	NR	995	0	NR
480	96	NR	610	925	NR	740	28	NR	870	1	NR	1000	0	NR
485	95	NR	615	873	NR	745	24	NR	875	1	NR			

REPORT NUMBER: SP1-2407-157-4

Scotopic Flux vs. Wavelength



Scotopic Lumens: NR

S/P: 1.23

λ (nm)	Power W [^] /nm	Lumens (ϕ /nm)	λ (nm)	Power W [^] /nm	Lumens (ϕ /nm)	λ (nm)	Power W [^] /nm	Lumens (ϕ /nm)	λ (nm)	Power W [^] /nm	Lumens (ϕ /nm)	λ (nm)	Power W [^] /nm	Lumens (ϕ /nm)
360	0	NR	490	104	NR	620	818	NR	750	20	NR	880	1	NR
365	0	NR	495	135	NR	625	755	NR	755	17	NR	885	0	NR
370	0	NR	500	184	NR	630	691	NR	760	15	NR	890	0	NR
375	0	NR	505	247	NR	635	625	NR	765	13	NR	895	0	NR
380	0	NR	510	309	NR	640	561	NR	770	11	NR	900	0	NR
385	0	NR	515	369	NR	645	499	NR	775	9	NR	905	0	NR
390	0	NR	520	419	NR	650	441	NR	780	8	NR	910	0	NR
395	0	NR	525	460	NR	655	388	NR	785	7	NR	915	0	NR
400	1	NR	530	492	NR	660	338	NR	790	6	NR	920	0	NR
405	3	NR	535	524	NR	665	294	NR	795	5	NR	925	0	NR
410	7	NR	540	553	NR	670	253	NR	800	4	NR	930	0	NR
415	15	NR	545	588	NR	675	218	NR	805	4	NR	935	0	NR
420	31	NR	550	625	NR	680	188	NR	810	3	NR	940	0	NR
425	60	NR	555	670	NR	685	161	NR	815	3	NR	945	0	NR
430	107	NR	560	723	NR	690	139	NR	820	3	NR	950	0	NR
435	183	NR	565	780	NR	695	118	NR	825	2	NR	955	0	NR
440	289	NR	570	837	NR	700	100	NR	830	2	NR	960	0	NR
445	460	NR	575	894	NR	705	85	NR	835	2	NR	965	0	NR
450	646	NR	580	942	NR	710	73	NR	840	1	NR	970	0	NR
455	561	NR	585	976	NR	715	62	NR	845	1	NR	975	0	NR
460	331	NR	590	998	NR	720	53	NR	850	1	NR	980	0	NR
465	238	NR	595	1000	NR	725	45	NR	855	1	NR	985	0	NR
470	178	NR	600	990	NR	730	39	NR	860	1	NR	990	0	NR
475	120	NR	605	962	NR	735	33	NR	865	1	NR	995	0	NR
480	96	NR	610	925	NR	740	28	NR	870	1	NR	1000	0	NR
485	95	NR	615	873	NR	745	24	NR	875	1	NR			

REPORT NUMBER: SP1-2407-157-4

Melanopic Flux vs. Wavelength



Melanopic Lumens: NR

M/P: 2.27

λ (nm)	Power W [^] /nm	Lumens (φ/nm)	λ (nm)	Power W [^] /nm	Lumens (φ/nm)	λ (nm)	Power W [^] /nm	Lumens (φ/nm)	λ (nm)	Power W [^] /nm	Lumens (φ/nm)	λ (nm)	Power W [^] /nm	Lumens (φ/nm)
360	0	NR	490	104	NR	620	818	NR	750	20	NR	880	1	NR
365	0	NR	495	135	NR	625	755	NR	755	17	NR	885	0	NR
370	0	NR	500	184	NR	630	691	NR	760	15	NR	890	0	NR
375	0	NR	505	247	NR	635	625	NR	765	13	NR	895	0	NR
380	0	NR	510	309	NR	640	561	NR	770	11	NR	900	0	NR
385	0	NR	515	369	NR	645	499	NR	775	9	NR	905	0	NR
390	0	NR	520	419	NR	650	441	NR	780	8	NR	910	0	NR
395	0	NR	525	460	NR	655	388	NR	785	7	NR	915	0	NR
400	1	NR	530	492	NR	660	338	NR	790	6	NR	920	0	NR
405	3	NR	535	524	NR	665	294	NR	795	5	NR	925	0	NR
410	7	NR	540	553	NR	670	253	NR	800	4	NR	930	0	NR
415	15	NR	545	588	NR	675	218	NR	805	4	NR	935	0	NR
420	31	NR	550	625	NR	680	188	NR	810	3	NR	940	0	NR
425	60	NR	555	670	NR	685	161	NR	815	3	NR	945	0	NR
430	107	NR	560	723	NR	690	139	NR	820	3	NR	950	0	NR
435	183	NR	565	780	NR	695	118	NR	825	2	NR	955	0	NR
440	289	NR	570	837	NR	700	100	NR	830	2	NR	960	0	NR
445	460	NR	575	894	NR	705	85	NR	835	2	NR	965	0	NR
450	646	NR	580	942	NR	710	73	NR	840	1	NR	970	0	NR
455	561	NR	585	976	NR	715	62	NR	845	1	NR	975	0	NR
460	331	NR	590	998	NR	720	53	NR	850	1	NR	980	0	NR
465	238	NR	595	1000	NR	725	45	NR	855	1	NR	985	0	NR
470	178	NR	600	990	NR	730	39	NR	860	1	NR	990	0	NR
475	120	NR	605	962	NR	735	33	NR	865	1	NR	995	0	NR
480	96	NR	610	925	NR	740	28	NR	870	1	NR	1000	0	NR
485	95	NR	615	873	NR	745	24	NR	875	1	NR			

Summary

$R_f = 74.6$
 $R_g = 94$
 $CIE R_a = 71.7$
 $R_9 = -34.8$



Color Vector Graphics



Individual Sample Fidelity Index ($R_{f,i}$)

CES01 = 86	CES26 = 65	CES51 = 87	CES76 = 58
CES02 = 62	CES27 = 89	CES52 = 85	CES77 = 76
CES03 = 31	CES28 = 84	CES53 = 77	CES78 = 61
CES04 = 71	CES29 = 68	CES54 = 85	CES79 = 86
CES05 = 49	CES30 = 83	CES55 = 84	CES80 = 83
CES06 = 51	CES31 = 71	CES56 = 74	CES81 = 73
CES07 = 41	CES32 = 64	CES57 = 74	CES82 = 93
CES08 = 40	CES33 = 78	CES58 = 75	CES83 = 91
CES09 = 29	CES34 = 75	CES59 = 85	CES84 = 88
CES10 = 76	CES35 = 87	CES60 = 90	CES85 = 75
CES11 = 59	CES36 = 92	CES61 = 81	CES86 = 64
CES12 = 65	CES37 = 84	CES62 = 89	CES87 = 77
CES13 = 43	CES38 = 92	CES63 = 75	CES88 = 80
CES14 = 74	CES39 = 96	CES64 = 65	CES89 = 67
CES15 = 71	CES40 = 92	CES65 = 64	CES90 = 80
CES16 = 47	CES41 = 93	CES66 = 60	CES91 = 78
CES17 = 50	CES42 = 86	CES67 = 58	CES92 = 56
CES18 = 56	CES43 = 77	CES68 = 66	CES93 = 73
CES19 = 73	CES44 = 99	CES69 = 75	CES94 = 49
CES20 = 66	CES45 = 85	CES70 = 60	CES95 = 66
CES21 = 87	CES46 = 81	CES71 = 56	CES96 = 76
CES22 = 79	CES47 = 86	CES72 = 85	CES97 = 82
CES23 = 92	CES48 = 75	CES73 = 52	CES98 = 76
CES24 = 91	CES49 = 79	CES74 = 95	CES99 = 64
CES25 = 73	CES50 = 86	CES75 = 60	



Color Rendition by Hue-Angle Bin



Measure Comparisons



(END OF REPORT)